



STAND CONSTRUCTION DETAILS

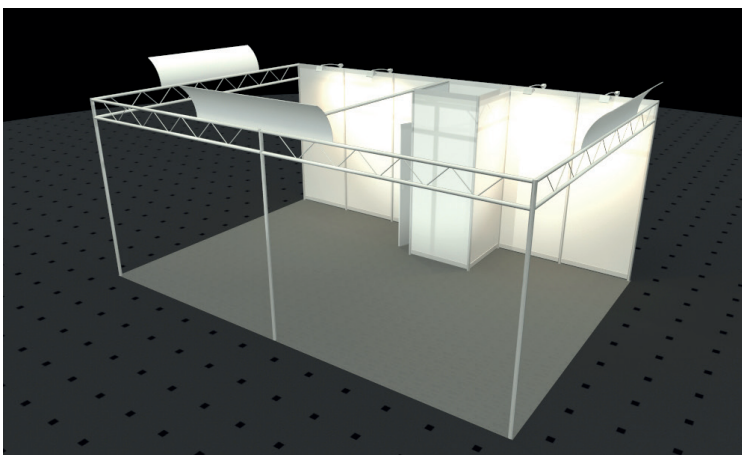
basic stand OCTA_Cover



Example corner stand 6 x 3 m*



Example row stand 4 x 3 m



Example head stand 6 x 4 m

465 | OCTA_Cover

The OCTA_Cover looks very open and inviting. It offers large advertising-effective fascia areas that will be noticed by your customers even in the multitude of trade fair stands.

Description

- special feature: Support frame with curved panels
- for stands with side lengths from 3 to 6 m (min. 9 sq-m)
- white walls, silver frames (Octanorm stand construction system)
- panels and walls suitable for signage*
- configurable as a row, corner or head stand

Equipment

- lockable 1-sq-m booth
- coat rack, wastepaper basket
- 4 long arm spotlight*
- carpet standard colour grey, B1 flame-retardant, other colours possible

Expandable with furniture, accessories and technology. Our catalog is available for download!

STAND CONSTRUCTION DETAILS

basic stand OCTA_Cover #465



Attention: Picture shows example stand – please take size and appearance of your stand from the fair documents.

wall elements

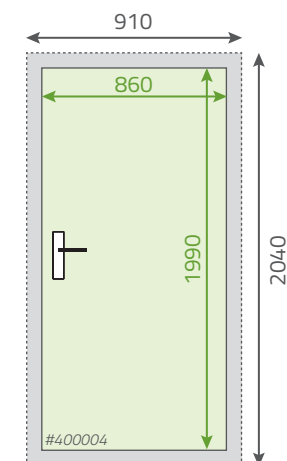
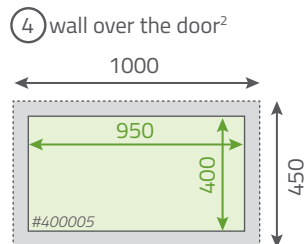
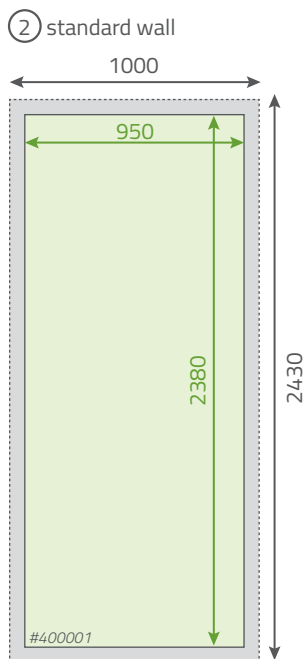
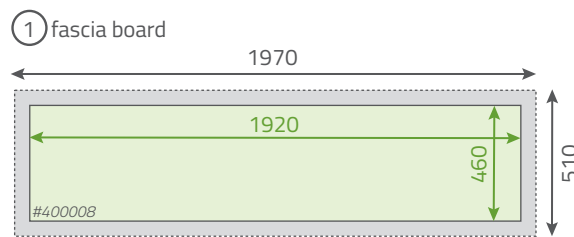
- ① fascia board #400008
- ② standard wall #400001
- ③ cabin door #400005
- ④ wall over the door #400004

We would be pleased to submit you a non-binding offer for the **design and sticking** of your trade fair stand.

print size (in mm)

- print size
- visual size

Do you need help with creating the print data? We will be happy to advise you!



③ cabin door²

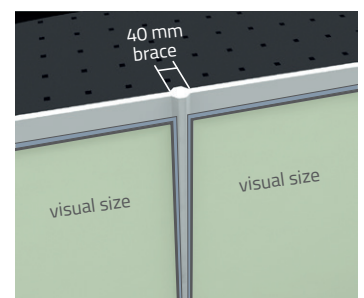
2) The wall over the door is flush with upper edge of standard wall. The distance between the wall over the door and cabin door = 50 mm (based on visible dimension).

If you like to create your print data by yourself, please note:

- 4/0-coloured in **CMYK**
- printable PDF, scale **1:1** with **at least 100 dpi** (or on a scale of 1:10)
- **no crop marks/print marks, no bleed addition** (please note the dimensions on this sheet)
- **design** covering several walls has to be layouted **as separate graphic for each wall**
- **please add an overall view** of the stand, so we can see the position of each graphic
- name print data: **#article_standnumber_client_visualsize.pdf**. (Example: #400001_1B12_samplecompany_950x2380.pdf)
- **NOTE:** The **item number** is stated in the **offer**

IMPORTANT:

- all elements **extending the visual size** will be covered by the stand system.
- stand walls will be disrupted by a brace of **40 mm**



STAND CONSTRUCTION DETAILS

basic stand OCTA_Cover




Example for design and equipment*
corner stand 4 x 4 m



Example for design and equipment*
row stand 4 x 3 m

IMPORTANT

The examples on this page show optional features. They are not included in the basic price. We will be happy to advise you!



Example for design and equipment*
head stand 6 x 4 m

STAND CONSTRUCTION DETAILS

basic stand OCTA_Cover

In addition to the basic stand, you may be interested in this rental furniture:



Item No. 201009
**Standing table bridge 180,
white, veneered**
180 × 110 × 80 cm



Item No. 526
Counter, quarter circle
136 × 100 × 99 cm



Item No. 484
Table stainless steel/white
70 × 70 cm, H: 74 cm



Item No. 201002
High table beech/chrome
Ø 70 cm, height: 112 cm



Item No. 530
Bar stool with backrest
frame chrome,
seat upholstery leather white
40 × 45 cm (B × T)
seat height: 58 – 80 cm



Item No. 202072
Design chair Chronos white
47 × 84 × 54 cm
seat height: 49 cm



Item No. 564
Shelf slanting
(only for OCTANORM stand systems)
100 × 30 cm

