

STAND CONSTRUCTION DETAILS


basic stand OCTA_Standard



Example corner stand 4 x 3 m*



Example row stand 4 x 3 m



Example head stand 5 x 4 m

400 | OCTA_Standard A

The all-inclusive basic package for smaller budgets. Solid standard stand with basic equipment.

Description

- for floor areas from 3 x 2 m
- white walls, silver frames (Octanorm stand construction system)
- panels and walls suitable for signage*
- configurable as a row, corner or head stand

Equipment

- 1 table, 4 chairs, 1 info counter
- 1 conductor rail with 1 halogen spot*
- carpet standard colour gray, B1 flame-retardant, other colours possible

Also available:

402 | standard B – walls, panel, carpet gray
(without furniture)

401 | standard C – walls, panel
(without carpet and furniture)

403 | standard D – walls
(without carpet, furniture and panel)

Expandable with furniture, accessories and technology.

For example with light modules – for more attention of your visitors!

Our catalog is available for download!

STAND CONSTRUCTION DETAILS

basic stand OCTA_Standard #400



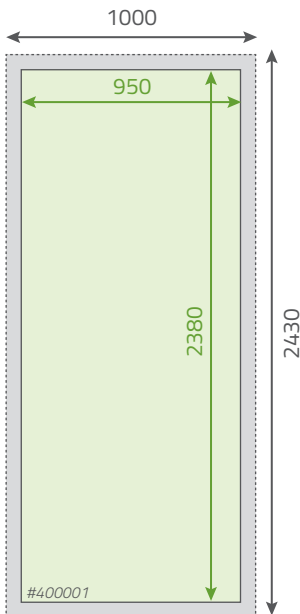
Attention: Picture shows example stand – please take size and appearance of your stand from the fair documents.

wall elements

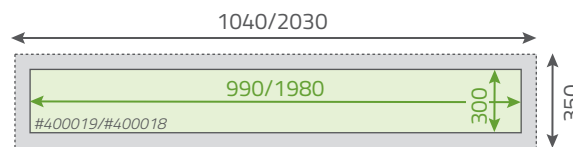
- ① standard wall #400001
- ② fascia board #400019/#400018
(The length of the fascia board corresponds to Length of open sides of your booked stand!)
- ③ information desk – front #410
- ④ information desk – side #412

We would be pleased to submit you a non-binding offer for the **design and sticking** of your trade fair stand.

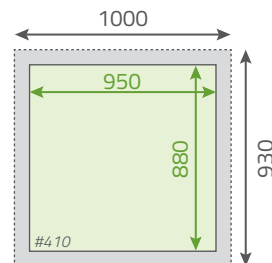
print size (in mm)



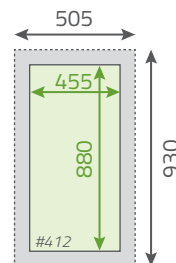
① standard wall



- ② fascia board is composed of 1 m and 2 m parts:
1 m print size: 1040 x 350 mm
2 m print size: 2030 x 350 mm



③ information desk front



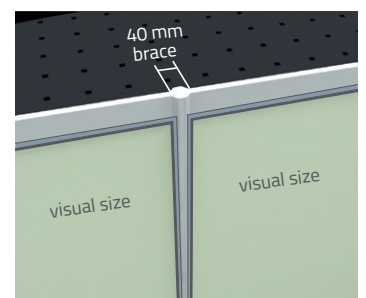
④ information desk side

If you like to create your print data by yourself, please note:

- 4/0-coloured in **CMYK**
- printable PDF, scale **1:1** with **at least 100 dpi** (or on a scale of 1:10)
- **no crop marks/print marks, no bleed addition** (please note the dimensions on this sheet)
- **design** covering several walls has to be layouted **as separate graphic for each wall**
- **please add an overall view** of the stand, so we can see the position of each graphic
- name print data: **#article_standnumber_client_visualsize.pdf**.
(Example: #400001_1B12_samplecompany_950x2380.pdf)
- NOTE:** The **item number** is stated in the **offer**

IMPORTANT:

- all elements **extending the visual size** will be covered by the stand system.
- stand walls will be disrupted by a brace of **40 mm**



Do you need help with creating the print data? We will be happy to advise you!

STANDBAUDETAILS

cabin door + wall over the door



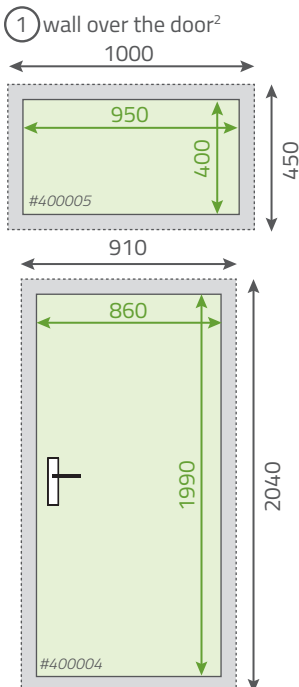
Attention: Picture shows example stand – please take size and appearance of your stand from the fair documents.

wall elements

- ① cabin door #400004
- ② wall over the door #400005

We would be pleased to submit you a non-binding offer for the **design and sticking** of your trade fair stand.

print size (in mm)



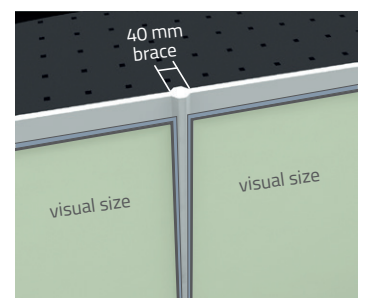
Do you need help with creating the print data? We will be happy to advise you!

If you like to create your print data by yourself, please note:

- 4/0-coloured in **CMYK**
- printable PDF, scale **1:1** with **at least 100 dpi** (or on a scale of 1:10)
- **no crop marks/print marks, no bleed addition** (please note the dimensions on this sheet)
- **design** covering several walls has to be layouted **as separate graphic for each wall**
- **please add an overall view** of the stand, so we can see the position of each graphic
- name print data: **#article_standnumber_client_visualsize.pdf**. (Example: #400001_1B12_samplecompany_950x2380.pdf)
- **NOTE:** The **item number** is stated in the **offer**

IMPORTANT:

- all elements **extending the visual size** will be covered by the stand system.
- stand walls will be disrupted by a brace of **40 mm**



② cabin door²

2) The wall over the door is flush with upper edge of standard wall. The distance between the wall over the door and cabin door= 50 mm (based on visible dimension).

STAND CONSTRUCTION DETAILS

Optional light modules OCTA_Standard



Attention: Picture shows example stand – please take size and appearance of your stand from the fair documents.

wall elements

- ⑤ SmartAd-Lighted Ad-Panel Wal
#400009
- ⑥ SmartAd-Lighted Ad-Panel Column
#400012
- ⑦ SmartAd-Lighted Cube
#400036

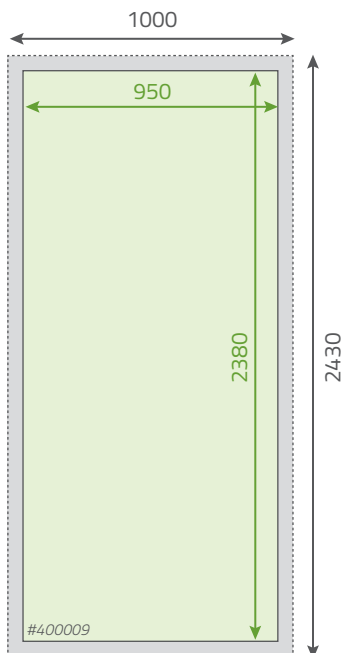
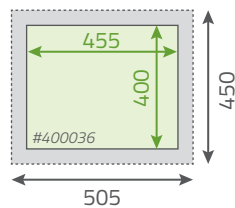
We would be pleased to submit you a non-binding offer for the **design and sticking** of your trade fair stand.

print size (in mm)

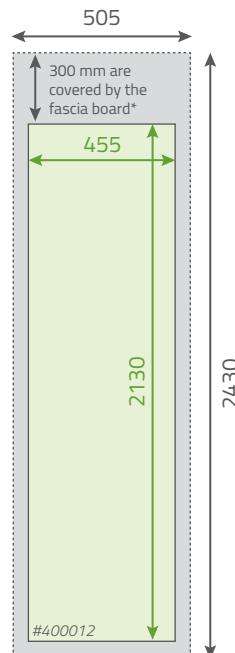
 print size
 visual size

Do you need help with creating the print data? We will be happy to advise you!

⑦ SmartAd-Lighted Cube



⑤ SmartAd-Lighted Ad-Panel Wall



⑥ SmartAd-Lighted Ad-Panel Column

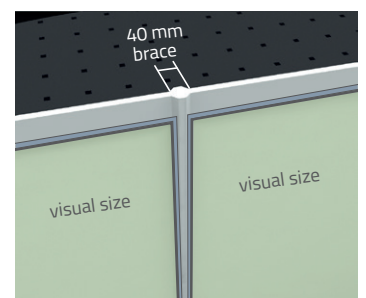
*concerns the two outer wall surfaces

If you like to create your print data by yourself, please note:

- 4/0-coloured in **CMYK**
- printable PDF, scale **1:1** with **at least 100 dpi** (or on a scale of 1:10)
- **no crop marks/print marks, no bleed addition** (please note the dimensions on this sheet)
- **design** covering several walls has to be layouted **as separate graphic for each wall**
- **please add an overall view** of the stand, so we can see the position of each graphic
- name print data: **#article_standnumber_client_visualsize.pdf**.
(Example: #400001_1B12_samplecompany_950x2380.pdf)
NOTE: The **item number** is stated in the **offer**

IMPORTANT:

- all elements **extending the visual size** will be covered by the stand system.
- stand walls will be disrupted by a brace of **40 mm**



STAND CONSTRUCTION DETAILS

basic stand OCTA_Standard



Example for design and equipment*
corner stand 4 x 3 m



Example for design and equipment*
row stand 4 x 3 m

IMPORTANT

The examples on this page show optional features. They are not included in the basic price. We will be happy to advise you!




Example for design and equipment*
head stand 5 x 4 m

The basic package „equipped“ includes: Table, chairs, info counter.

In addition to the basic stand, you may be interested in this rental furniture:




Item No. 483
High table stainless steel/white
70 x 70 cm, H: 110 cm



Item No. 10609
Light module cube for OCTA_Standard A – C
backlit acrylic glass, white
optional: can be individualized by full-surface glued graphics




Item No. 564
Shelf slanting
(only for OCTANORM stand systems)
100 x 30 cm



Item No. 10607
Light module wall für OCTA_Standard A – C
backlit acrylic glass, white
optional: can be individualized by full-surface glued graphics



Item No. 505
Glass showcase stand
illuminated, white, lockable
100 x 200 x 50 cm



Item No. 10604
Light module corner for OCTA_Standard A – C
backlit acrylic glass, white
optional: can be individualized by full-surface glued graphics



Item No. 557
Brochure rack
aluminium frame, 3 shelves, white
100 cm wide

